

Maximising the effect on docks

ProClova[®] XL will deliver 'susceptible' levels of control. This means a control level of between 85% and 100% when assessed at the end of the season on docks present at time of spraying.

For an optimal effect, leaf area, leaf health and active growth are key.

The following factors can limit the actual level of control achieved:

- Disease and pests – ramularia and dock beetles.
- Cold temperatures (below 8°C) and overly dry conditions: active growth is unlikely. Wait for weather to change and positive signs of active growth emerge.

- Spraying too soon after cutting – leaves are too small relative to the size of roots.
- Spraying docks that have started to flower or docks with many older leaves that lack active growth.
- Too many docks may shade some, preventing targeting of spray. Shading by an excessive amount of grass will also have an effect.

Topping and spraying dock re-growth once it reaches optimal size improves the levels of control if these factors are present.

This practice ensures all plants are at a similar size with leaves that are free from disease and dock beetle damage.

Stress factors affecting optimal dock control

Biotic stress


Damage done by other living organisms



Dock beetle



Ramularia



Plant competition




Livestock trampling

Abiotic stress


Caused by non-living factors



Drought



Too hot/too cold



Water logging



Compaction

Drift reducing technology must be used

Air inclusion nozzles are the most likely solution for this. They reduce drift by creating larger droplets containing small bubbles of air. This coarser droplet enables the spray to travel accurately from nozzle to target. On impact, the droplet bursts leaving small droplets across the leaf surface. This leads to less drift and more deposit of product on to the target leaf.

Travelling speed and water volume will determine the exact type of nozzle to use:

- ProClova XL must be applied in **200 litres water/hectare**.
- Optimal travelling speed when spraying grassland is typically **in the range of 8 to 10kph** depending on field conditions.

The table below provides a list of nozzles which are options based on the parameters described above:

Billericay Farm Services (BFS)	Hardi	Lechler	Teejet
Air Bubblejet 03	Minidrift MD 03	IDKN 120-03	AIXR 110 4
Air Bubblejet 04	Minidrift MD 04	IDKT 120-025	AITTJ 60 110 03
Air Bubblejet 05	Minidrift Duo 04	IDKT 120-03	AITTJ 60 110 04
BFS PulZar 04	Minidrift Duo 05	IDKT 120-04	
BFS PulZar 05		IDKT 120-05	

cont/

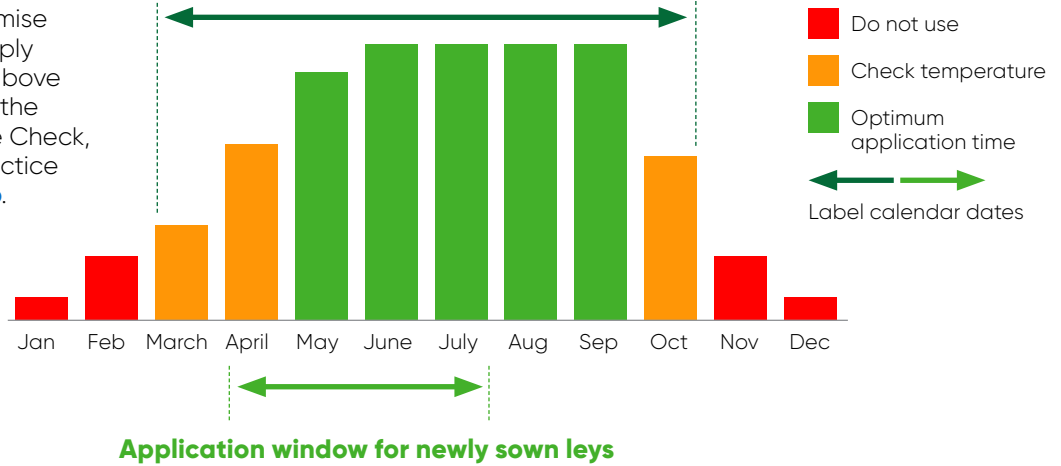
Temperature Check

To optimise weed control and minimise any selectivity effects on clover apply when temperatures are at 8°C or above for 3 days before and 3 days after the application date. Use Temperature Check, which can be found in the Best Practice section of the [Corteva Forage App](#).

Scan the QR code and download the app today.



Application window for established grassland



Speed of kill

With respect to docks, this will be significantly slower with ProClova XL than other Corteva grassland products. For full results, be patient and hold on a while.



Docks emerging from root fragments

Docks emerging from the root fragments from a previous grass ley are harder to control than those emerging from seed.

Where large well-established populations of docks are present in the preceding ley, then consider an application of [ProGrass](#) or [Doxstar Pro](#).

This needs to be applied 6 weeks before sowing.



Hard water and use of water conditioners

Where it is your normal practice to add in a water conditioner then select an acidifying water conditioner when applying ProClova XL. In hard water areas, a water conditioner can soften water and prevent hard water cations "locking up" the herbicide.

Avoid ammonium sulphate types as these have additional adjuvant properties which could be detrimental to clover safety.

Guidance on thistle control where clover is present

ProClova XL will not control thistles. There are no effective solutions for thistle control where clover is present. The best option is to target them as a spot spray using [Grazon Pro](#).

Feedback request as a new user of ProClova XL

If you are using ProClova XL for the first time and would be willing to share some feedback on its performance, we would love to hear about it.

[Click on this link](#), complete the form and submit. All submissions will be acknowledged, and a **FREE disposable spray suit** will be sent to you as a thank you.